



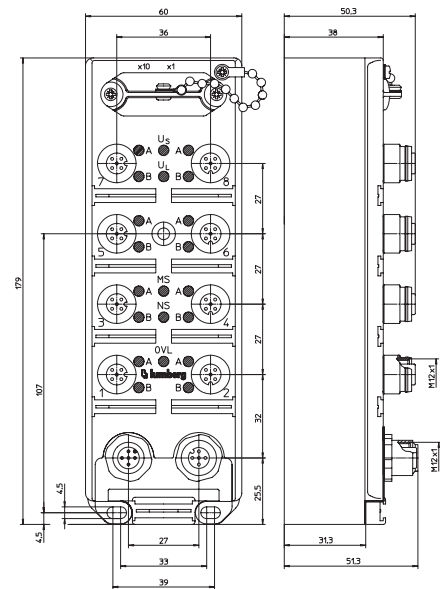
0930 DSL 109



DeviceNet I/O Modules with 16-Digital Inputs

16 IN (n)

DeviceNet device with 16 digital inputs (n-switching) to connect standard sensors, M12 socket, rotary switches for addressing, M12 bus connection.



Bit Assignment

Bit	7	6	5	4	3	2	1	0
M12 Input								
Byte 0	8A	7A	6A	5A	4A	3A	2A	1A
Byte 1	8B	7B	6B	5B	4B	3B	2B	1B
Diagnostic: Input								
Byte 2	OVL	-	-	-	-	-	-	-

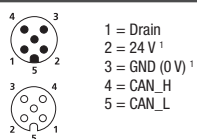
OVL: Overload status

Diagnostic Indication

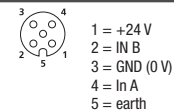
LED	Indication	Condition
1...8 A/B	yellow	channel status
Us	green	sensor power supply
Ul	green	system power supply
OVL	red	sensor short-circuit / sensor overload
MS	green	device is ready for operating
(Module status)	green flashing	incorrect or incomplete configuration
	red	unrecoverable fault
	red flashing	recoverable fault
	red/green flashing	self test is running
NS	green	online, communication with PLC
(Network status)	green flashing	online, no communication with PLC
	red flashing	time-out state of one or more I/O connections
	red	failed communication device, BUS-OFF Status, duplicate MAC-ID

Pin Assignment

Bus connection M12



Input M12



1 = system/sensors



Be Certain with Belden

DeviceNet I/O Modules with 16-Digital Inputs

0930 DSL 109

Technical Data

Environmental

Degree of protection	IP 67
Operating temperature range	-0°C (+32°F) to +60°C (+140°F)

Mechanical

Weight	570 g
Housing material	PUR

Bus system

Transmission rate	max. 500 kBaud
AutobaUd	yes
Address range	0–63 dec
Rotary address switches	0–63 dec
Default address	63 dec

Electronics power supply

Rated voltage	24 V DC
Voltage range	11–30 V DC
Power consumption	max. 80 mA
Reverse polarity protection	yes
Indication	LED green

Input power supply

Voltage range min.	(USystem - 1.5 V)
Sensor current	max. 800 mA
Short circuit-proof	yes
Indication	LED green

Inputs

Rated input voltage	24 V DC
Signal state "1"	< (US - 11V)
Signal state "0"	> (US - 5 V)
Input current at 6 V	-10 mA
Channel type N.O.	n-switching
Number of digital channels	16
Channel status indicator	LED yellow per channel

Included in delivery/accessories

Dust covers M12	2 pieces
Attachable labels	10 pieces

Communication modes

Polled I/O message connection
Change of state/ cyclic message connection
Explicit message connection

NOTE: EDS-files can be downloaded from our website
http://www.beldensolutions.com/en/Service/Downloadcenter/Software_Lumberg/index.phtml

Part Number

0930 DSL 109



The application of these products in harsh environments should always be checked before use.
Specifications subject to alteration.